


# Modern Education Society's NESS WADIA COLLEGE OF COMMERCE

19, Late Prin. V. K. Joag Path, Pune 411001 Maharashtra State (India)

Website: <https://nwcc.mespune.org>



## **ATTAINMENT OF THE PROGRAMME OUTCOMES (POS)**

The Modern Education Society's Ness Wadia College of Commerce, Pune is affiliated to Savitribai Phule Pune University. The College offers Undergraduate, Post Graduate and Research programs and courses under the Faculty of Commerce. The College has a system in place for measuring the levels of attainment of course outcomes, programme-specific outcomes and programme outcomes.

### **Attainment of the Programme Outcomes**

At the Post Graduate level and Undergraduate levels, the attainment of programme outcomes is measured through students' progress to higher studies whether in any higher educational institution in India or abroad. Another measurement of attainment is students' placement in companies and institutions.

The feedback system of different stakeholders which is in place in the college helps to measure and reckon the attainment of the programme outcomes. The online student feedback system provides information about the relevance of the course, availability of the course material, and importance of the course in terms of employability and so on. These are pertinent questions which help the college to measure its learning outcomes and address gaps if there are any.

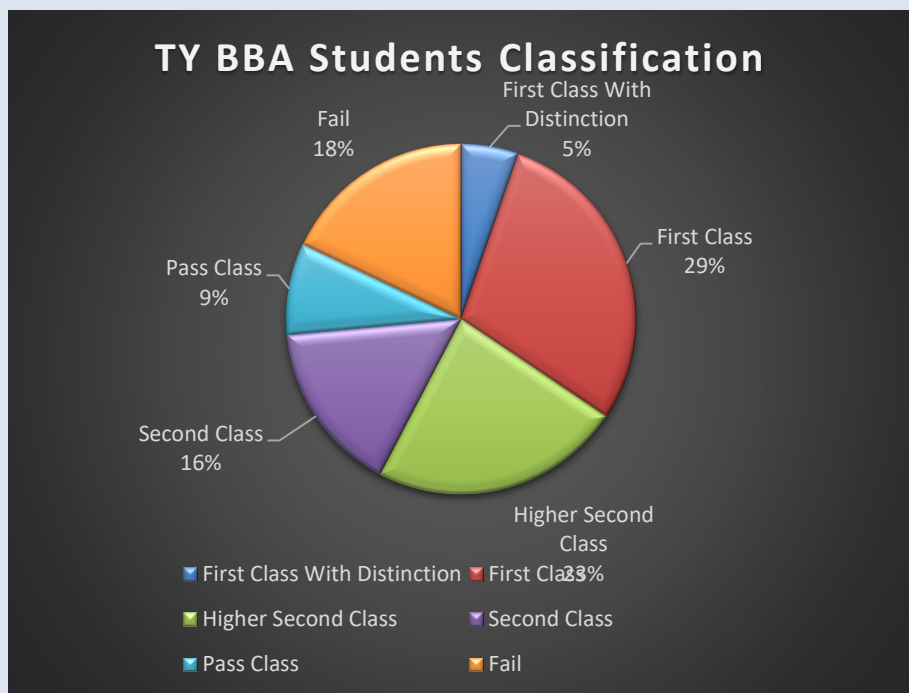
The College has also utilized a student satisfaction survey developed by NAAC (for conducting during assessment and accreditation process). The institute used this to seek feedback on its own and for measuring the attainment level of course and programme outcomes. This is shared through the college IQAC webpage with all stakeholders. This informs all stakeholders of the virtues and shortcomings in teaching, learning and accomplishments.

# Attainment of Programme Outcomes (POs)

## I. Academic Year: 2017-2018

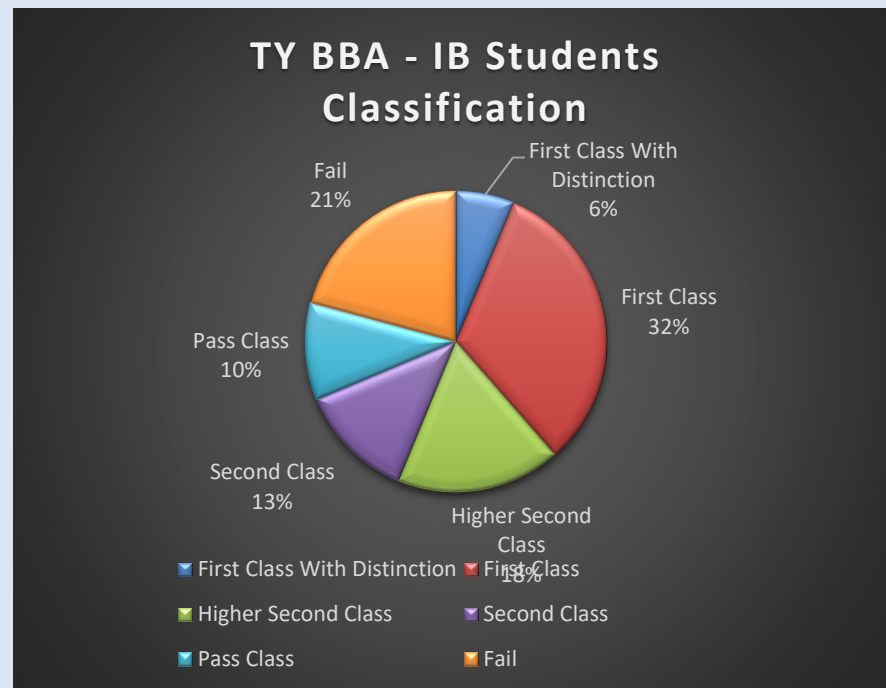
### i. TY BBA

Students Classification	Number of Students
First Class With Distinction	10
First Class	55
Higher Second Class	44
Second Class	30
Pass Class	16
Fail	34
Total Appeared	189
Total Pass	155
% Passing	82.1



### ii. TY BBA – IB

Students Classification	Number of Students
First Class With Distinction	6
First Class	31
Higher Second Class	17
Second Class	12
Pass Class	10
Fail	20
Total Appeared	96
Total Pass	76
% Passing	79.16

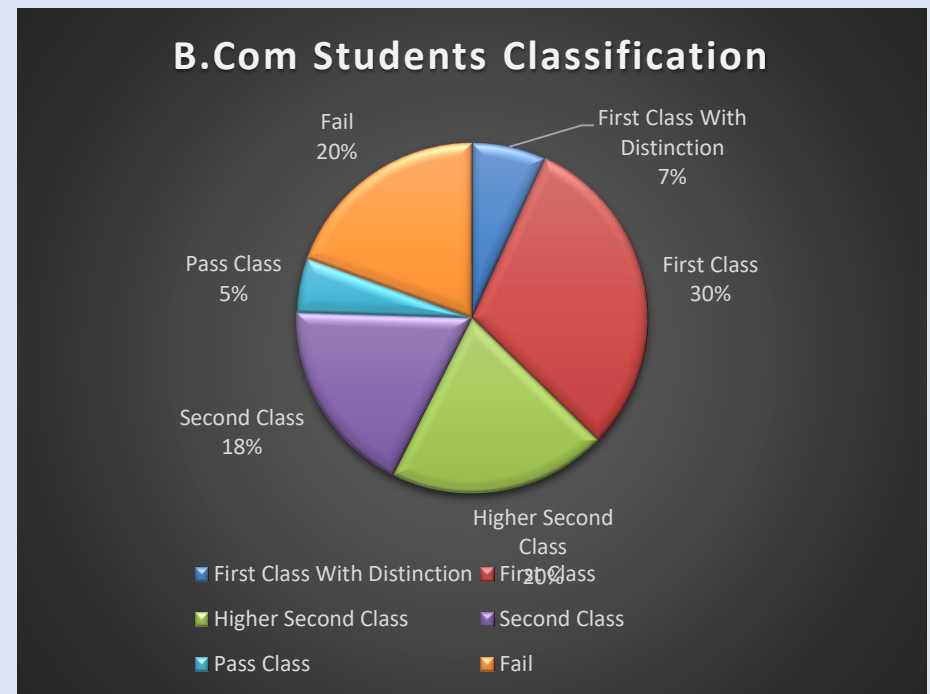



iv. B. COM

iii. TY BBA – CA

Students Classification	Number of Students
First Class With Distinction	3
First Class	13
Higher Second Class	10
Second Class	10
Pass Class	9
Fail	55
Total Appeared	100
Total Pass	45
% Passing	45


Students Classification	Number of Students
First Class With Distinction	54
First Class	241
Higher Second Class	159
Second Class	143
Pass Class	40
Fail	154
Total Appeared	791
% Passing	80.53



## II. Academic Year: 2018-2019

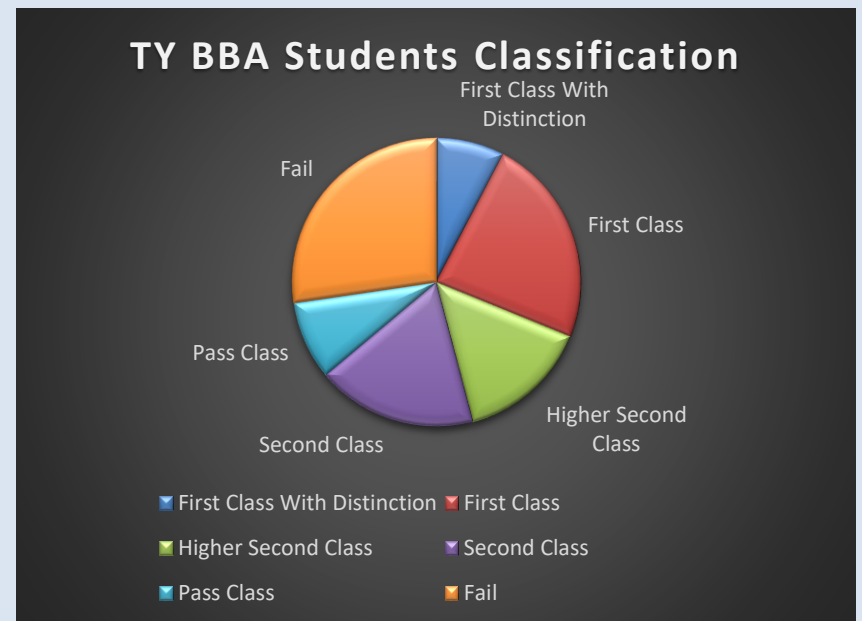
### v. M. COM

Students Classification	M. Com
First Class With Distinction	11
First Class	62
Higher Second Class	15
Fail	10
Total Appeared	98
% Passing	89.80



### i. TY BBA

Students Classification	Number of Students
First Class With Distinction	14
First Class	43
Higher Second Class	27
Second Class	33
Pass Class	16
Fail	50
Total Appeared	183
Total Pass	133
% Passing	72.67



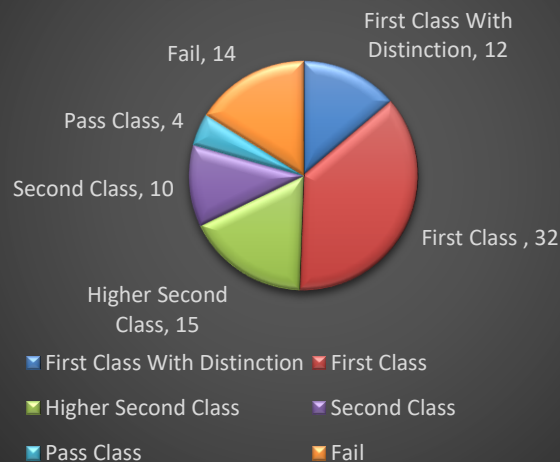
## ii. TY BBA – IB

Students Classification	Number of Students
First Class With Distinction	12
First Class	32
Higher Second Class	15
Second Class	10
Pass Class	4
Fail	14
Total Appeared	87
Total Pass	73
% Passing	83.9

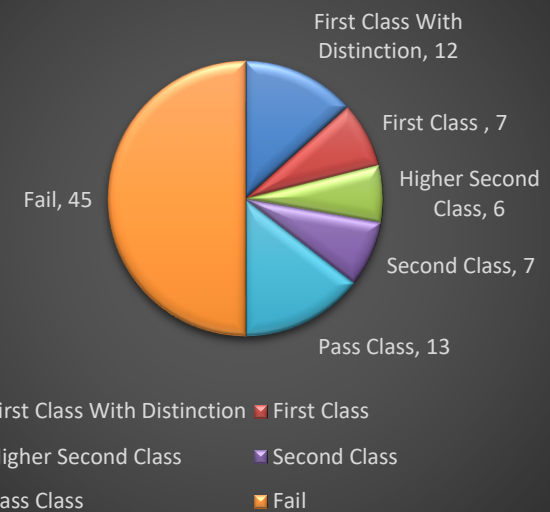
## iii. TY BBA – CA

Students Classification	Number of Students
First Class With Distinction	12
First Class	7
Higher Second Class	6
Second Class	7
Pass Class	13
Fail	45
Total Appeared	90
Total Pass	45
% Passing	50

### TY BBA - IB Students Classification



### TY BBA - CA Students Classification



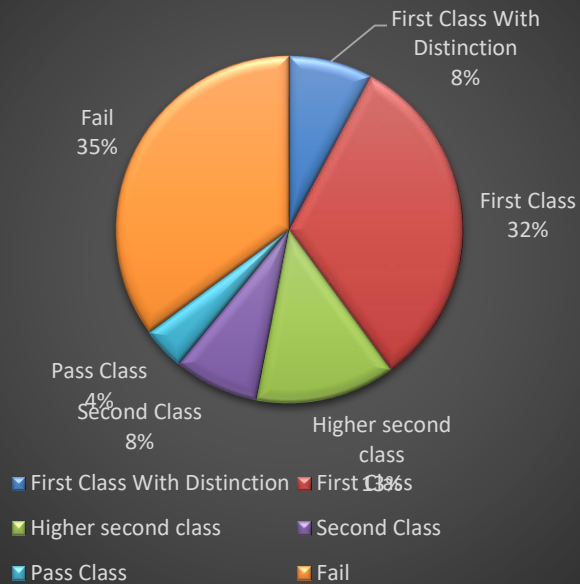
#### iv. B. COM

Students Classification	Number of students
First Class With Distinction	59
First Class	244
Higher second class	99
Second Class	60
Pass Class	30
Fail	266
Total	758
Total pass	492
% Passing	64.9

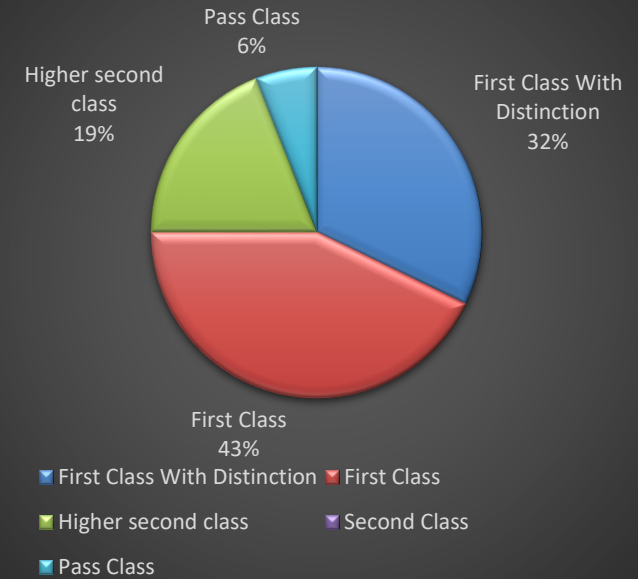
#### v. M. COM

Students Classification	Number of students
First Class With Distinction	27
First Class	36
Higher second class	16
Second Class	0
Pass Class	5
Fail	9
Total	93
Total pass	84
% Passing	90.32

### B. Com Students Classification



### M. Com Students Classification





### III. Academic Year: 2019-2020

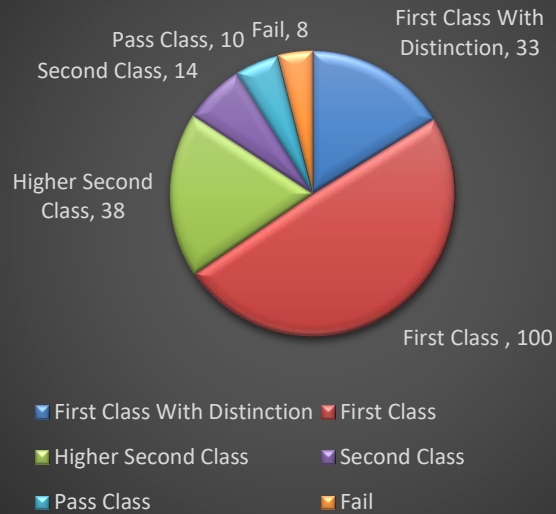
#### i. TY BBA

Students Classification	Number of students
First Class With Distinction	33
First Class	100
Higher Second Class	38
Second Class	14
Pass Class	10
Fail	8
Total Appeared	203
% of passing	96.05

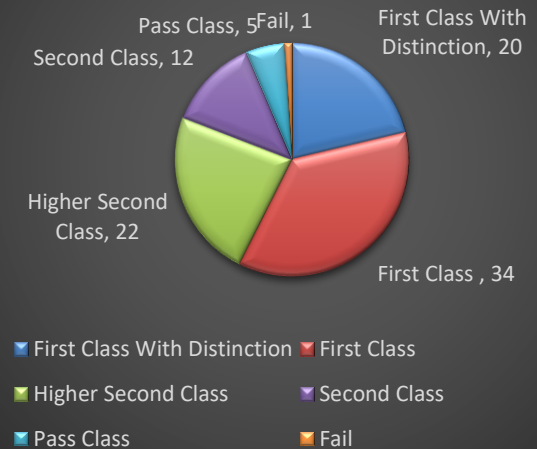
#### ii. TY BBA – IB

Students Classification	Number of Students
First Class With Distinction	20
First Class	34
Higher Second Class	22
Second Class	12
Pass Class	5
Fail	1
Total Appeared	94
% of passing	98.93

#### TY BBA Students Classification



#### TY BBA - IB Students Classification



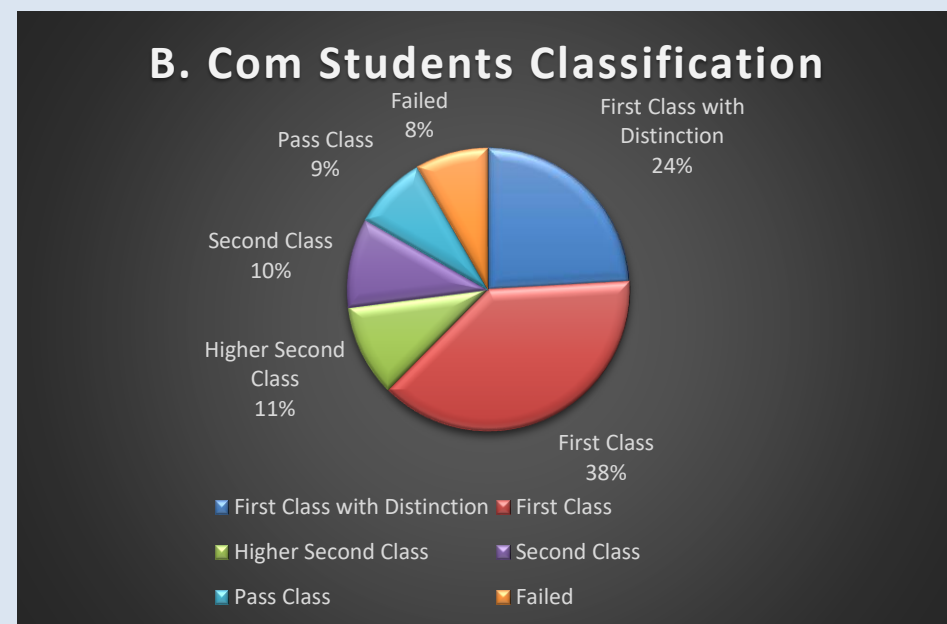
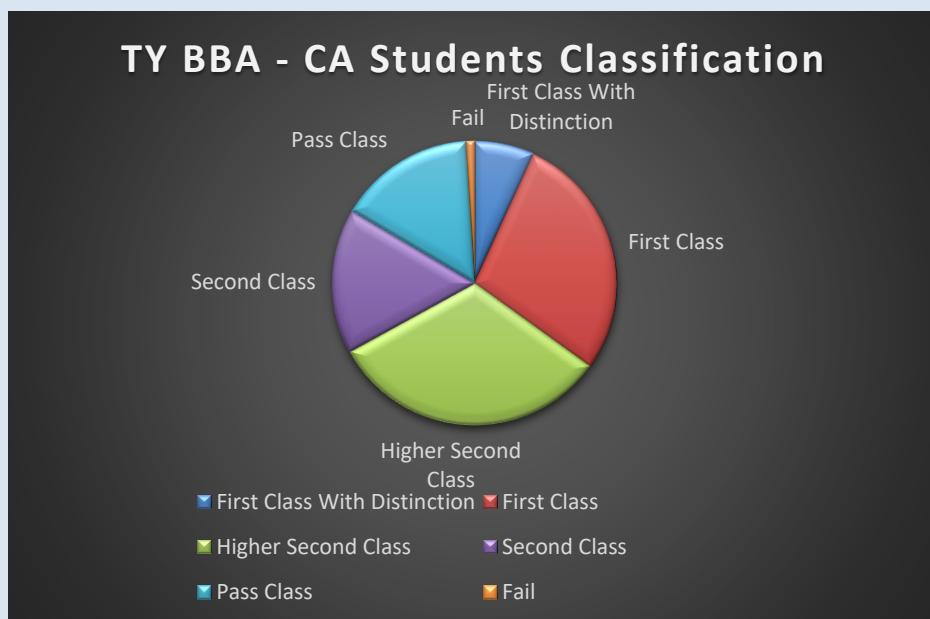


### iii. TY BBA – CA

Students Classification	Number of Students
First Class With Distinction	7
First Class	29
Higher Second Class	33
Second Class	17
Pass Class	16
Fail	1
Total Appeared	103
% of passing	99.02

### iv. B. COM

Students Classification	Number of students
First Class with Distinction	214
First Class	341
Higher Second Class	93
Second Class	91
Pass Class	75
Failed	74
Total Appeared	888
Total Passed	814
% Passing	91.66



v. M. COM

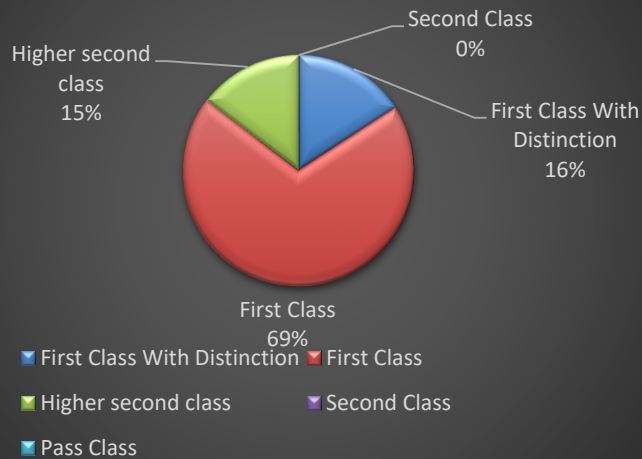
Students Classification	Number of students
First Class With Distinction	13
First Class	57
Higher second class	12
Failed	8
Total Appeared	90
Total passed	82
% Passing	91.11

IV. Academic Year: 2020-2021

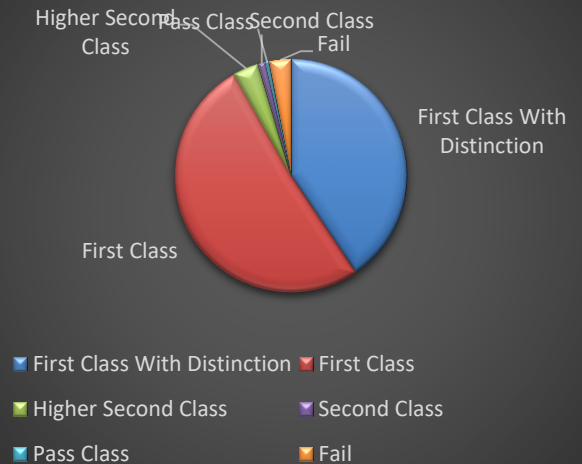
i. TY BBA

Students Classification	Number of Students
First Class With Distinction	80
First Class	101
Higher Second Class	7
Second Class	2
Pass Class	1
Fail	6
Total Appeared	197
% of passing	96.95

M. Com Students Classification



TY BBA Students Classification

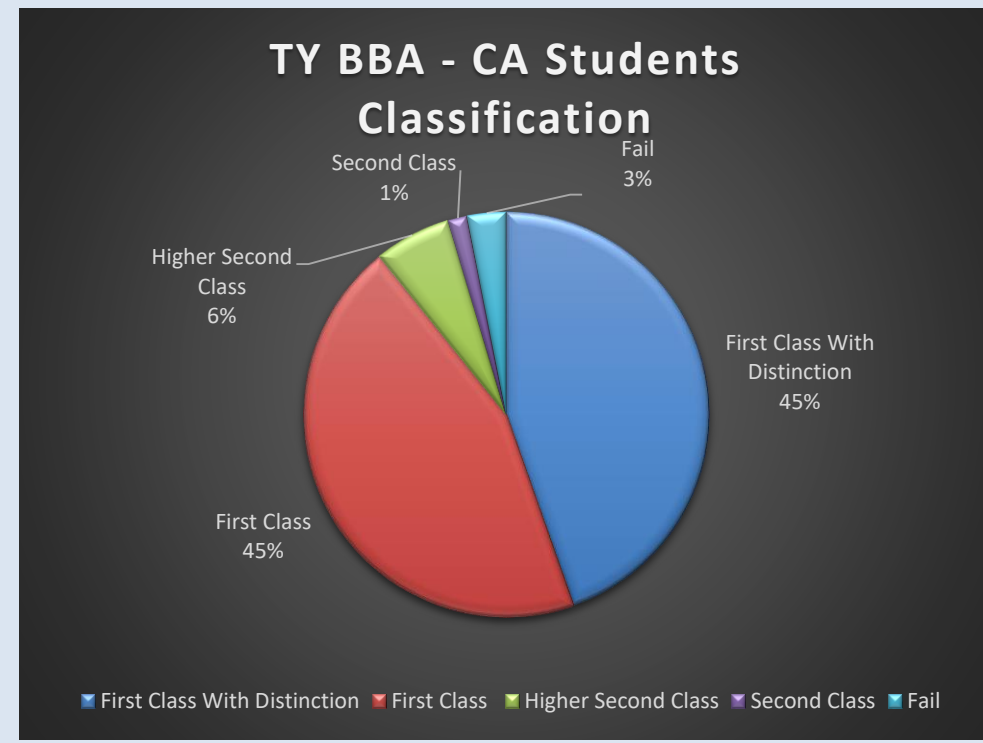
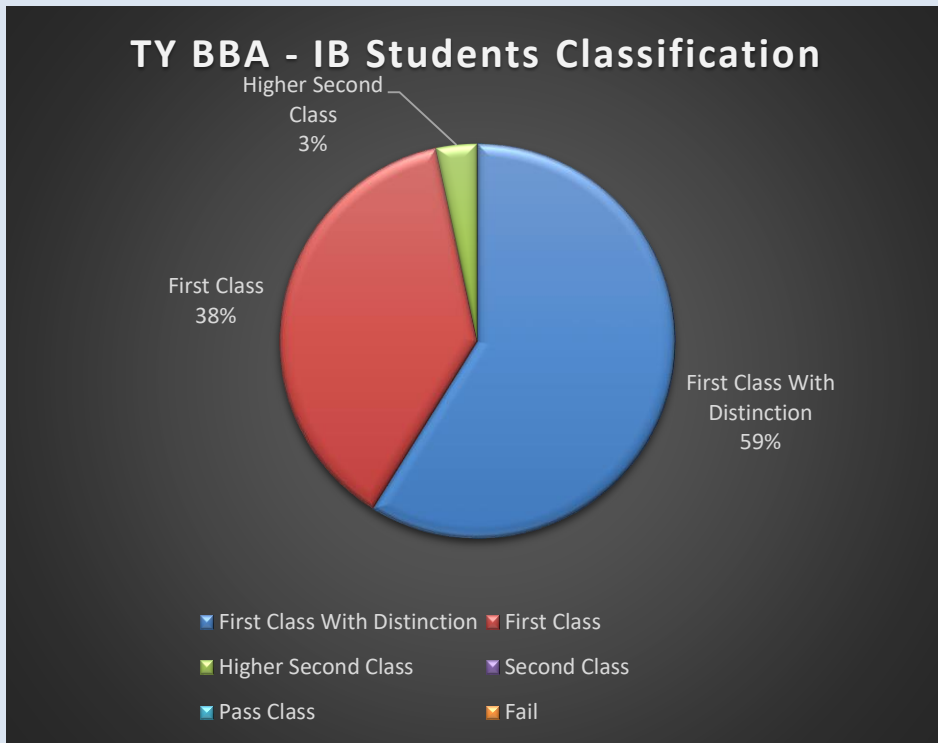


ii. TY BBA – IB

Students Classification	Number of students
First Class With Distinction	53
First Class	34
Higher Second Class	3
Total Appeared	90
Fail	0
% of passing	100

iii. TY BBA – CA

Students Classification	Number of Students
First Class With Distinction	29
First Class	29
Higher Second Class	4
Second Class	1
Fail	2
Total Appeared	65
% of passing	96.92

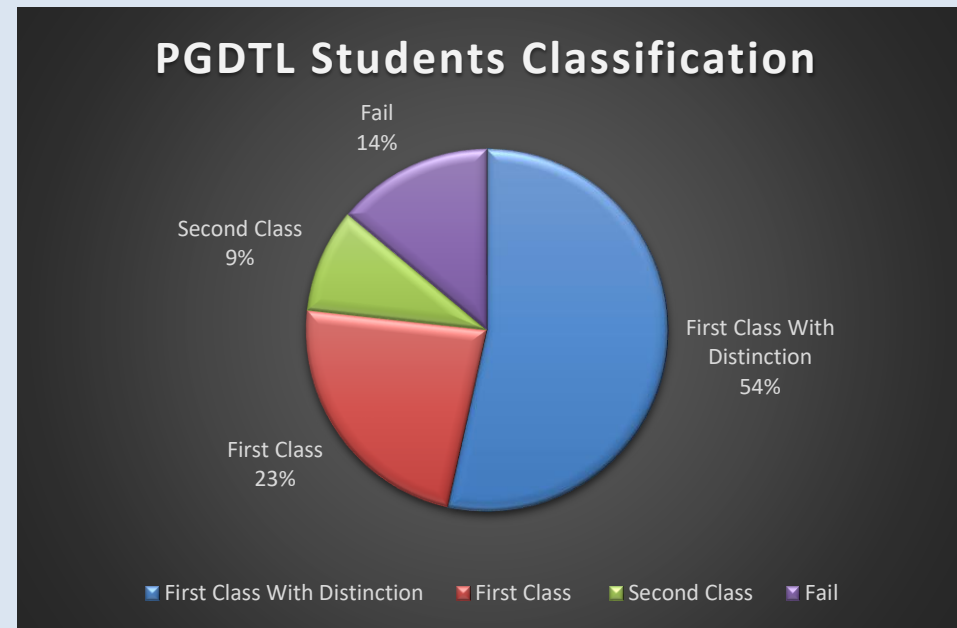
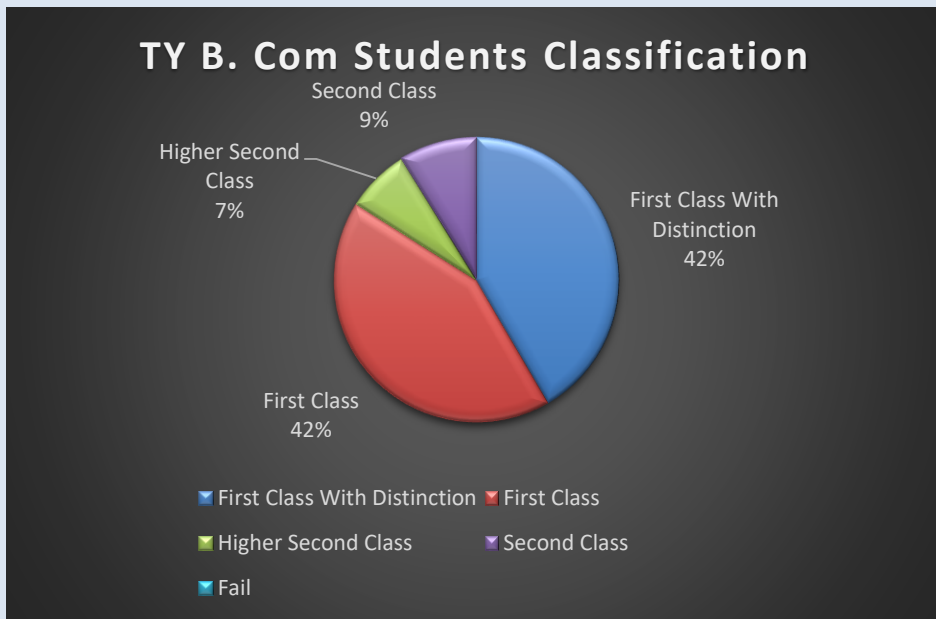


**iv. B. COM**

Students Classification	Number of students
First Class With Distinction	327
First Class	333
Higher Second Class	57
Fail	69
Total Appeared	810
Pass class	24
Total passed	741
% Passing	91.48

**v. PGDTL**

Students Classification	Number of Students
First Class With Distinction	23
First Class	10
Second Class	4
Fail	6
Total Appeared	42
Total Pass	36
% Passing	85.71

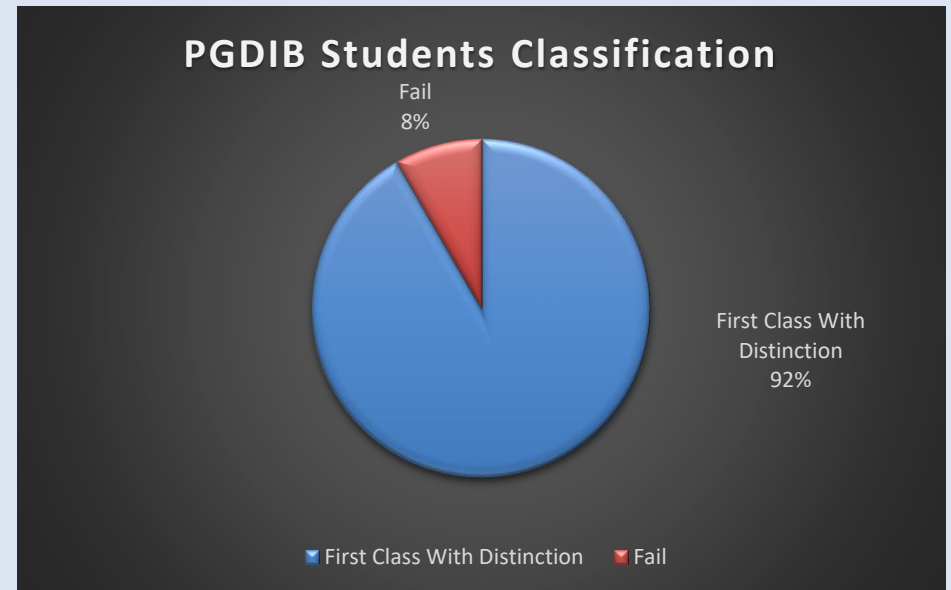
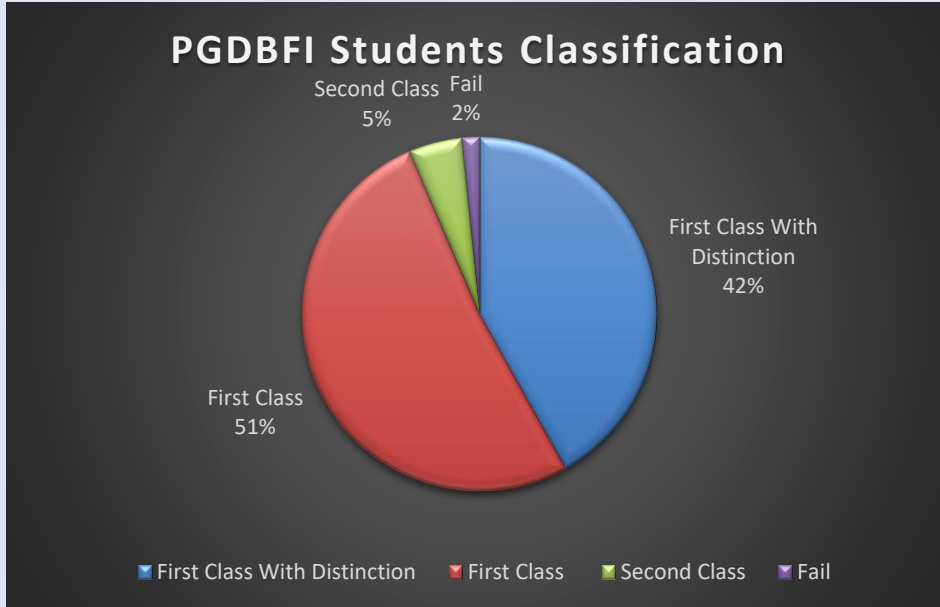


vi. PGDBFI

Students Classification	Number of Students
First Class With Distinction	26
First Class	32
Second Class	3
Fail	1
Total Appeared	28
Total Pass	27
% Passing	96.42

vii. PGDIB

Students Classification	Number of Students
First Class With Distinction	11
Fail	1
Total Appeared	13
Total Pass	12
% Passing	92.3



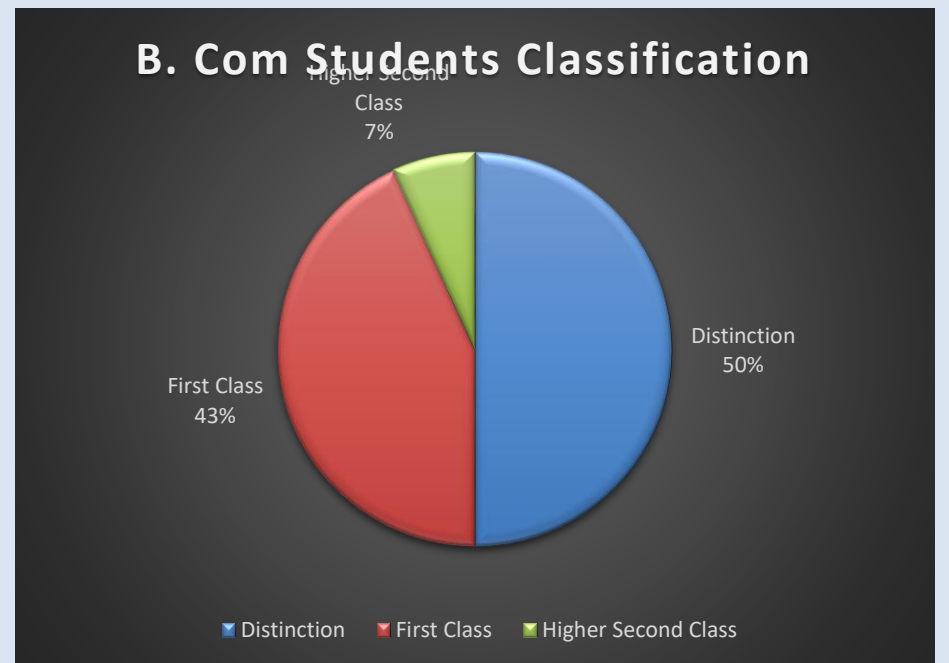
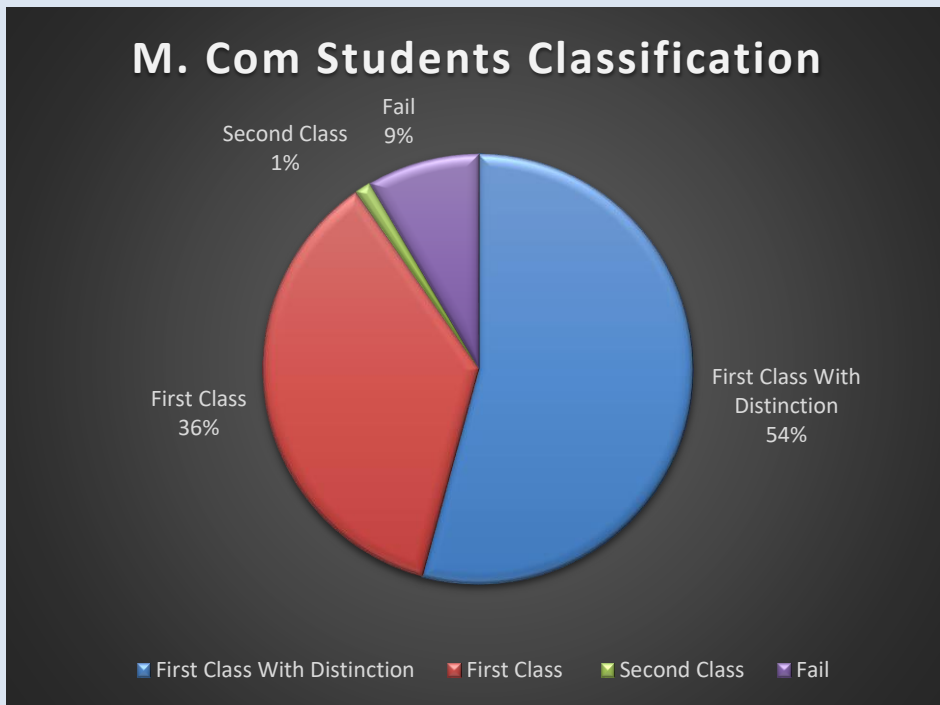
viii. M. COM

Students Classification	Number of students
First Class With Distinction	45
First Class	30
Second Class	6
Fail	7
Total Appeared	88
Total passed	81
% Passing	92.04

V. Academic Year: 2021-2022

i. B. COM

Students Classification	Number of Students
Distinction	59
First Class	51
Higher Second Class	8
Pass Class	330
Failed	123
Total	571



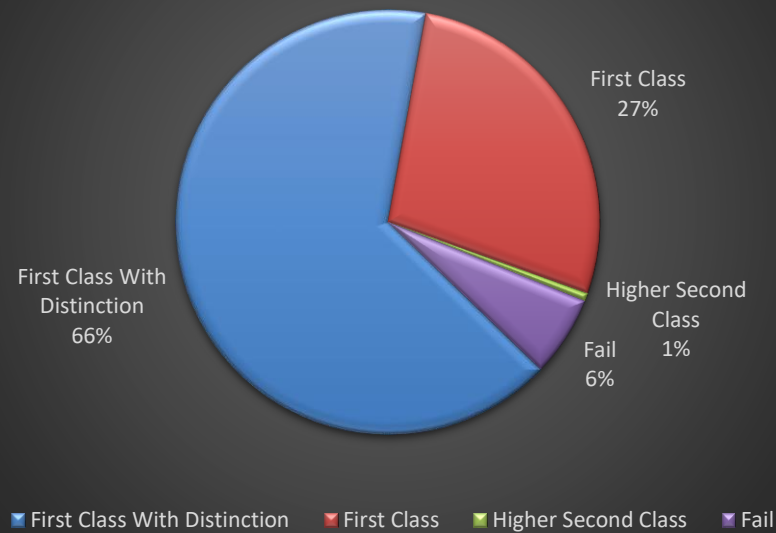
## ii. BBA

Students Classification	Number of Students
First Class With Distinction	107
First Class	45
Higher Second Class	1
Fail	10
Total Appeared	163
% Passing	93.87

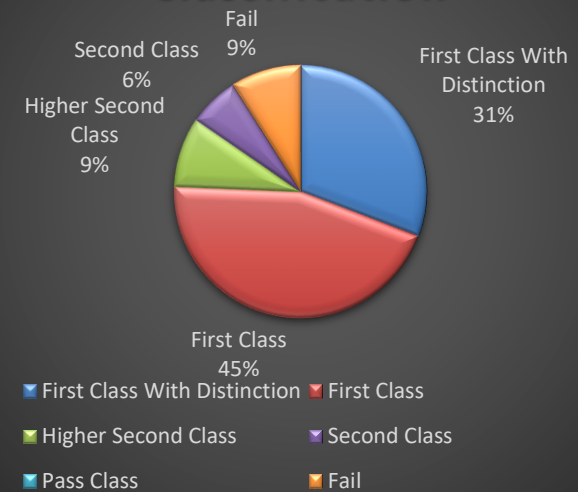
## iii. BBA CA

Students Classification	Number of Students
First class with distinction	24
First class	35
Second class	12
Total fail	7
Total appeared	78
% Passing	91.03

### TY BBA Students Classification



### TY BBA CA Students Classification





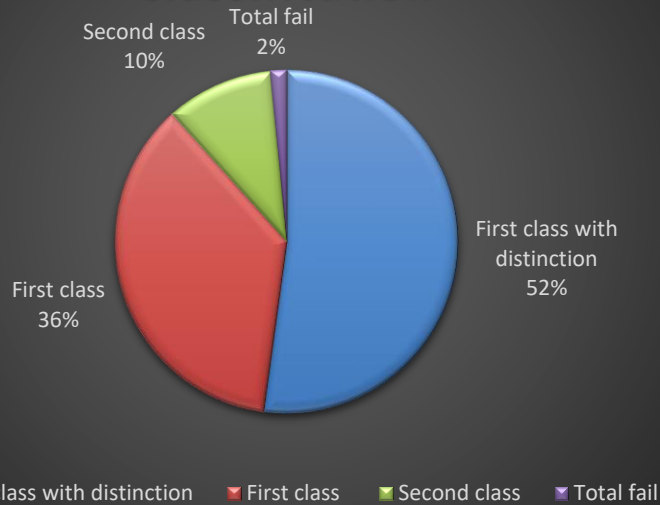
#### iv. BBA IB

Students Classification	Number of Students
First class with distinction	36
First class	25
Second class	7
Total fail	1
Total passed	75
Total appeared	76
% Passing	98.68

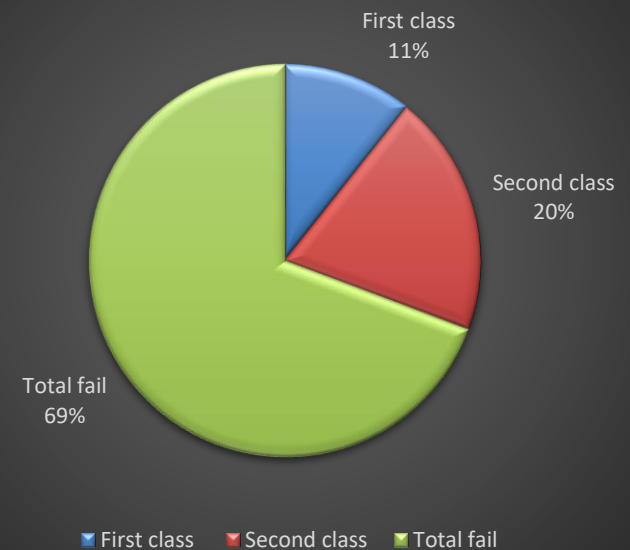
#### v. PGDTL

Students Classification	Number of Students
First class	8
Second class	15
Total fail	52
Total passed	19
Total appeared	71
% Passing	26.76

### TY BBA IB Students Classification



### PGDTL Students Classification



**vi. B. Voc**

Students Classification	Number of students
First class with distinction	8
First class	3
Higher second class	2
Second class	7
Total fail	17
Total passed	20
Total appeared	37
% Passing	54.05

**vii. M. COM**

Students Classification	Number of students
First class with distinction	83
First class	11
Second class	1
Total fail	44
Total passed	191
Total appeared	235
% Passing	81.62

