

Modern Education Society's

NESS WADIA COLLEGE OF COMMERCE

19, Late Prin. V. K. Joag Path, Pune 411001. Maharashtra State (India)

Website: nwcc.mespune.org

Senior College ID / No.: PU/PN/C/021/1969

Senior College Code No.: 060 Junior College Code No.: J.11.15.003

Re-accredited by NAAC (2023-2028)

Affiliated to the Savitribai Phule Pune University and Recognized by Govt. of Maharashtra

Recognized Under Section 2(f) and 12(B) of UGC Act, 1956.



College (O): 020-26167024 / 26160909

Fax No.: 020-26163149 / 26160572

Email: nesswadiacollege@gmail.com

Date: 15 May 2026

Admission Notification
Admissions Open for
First Year Bachelor of Vocations in Banking, Finance
and Insurance with Actuarial Studies (BFSI)
(Academic Year 2026–2027)

(Sponsored by the UGC, New Delhi, approved by Savitribai Phule Pune University and recognized by the Government of Maharashtra)

Applications are invited for admission to the First Year Bachelor of Vocations in Banking, Finance and Insurance with Actuarial Studies (BFSI) for the Academic Year 2026–2027.

The programme is sanctioned by the University Grants Commission under the National Skill Qualification Framework (NSQF).

1. Programme Details:

| Name of the Programme | Intake Capacity | Duration |
|---|-----------------|-------------|
| Bachelor of Vocations in Banking, Finance and Insurance with Actuarial Studies (BFSI) | 50 Seats | Three Years |

2. Eligibility for Admission:


- HSC (12th Std.) Pass – Arts / Commerce / Science
- MCVC / Diploma or any other equivalent 10+2 qualification

3. Admission Process:

- Admissions will be granted on **First Come, First Served Basis**.

4. Online Admission Form:

Students are requested to carefully follow the Step-by-Step Online Admission Procedure provided below.



Students can apply online through the following admission portal:

AICAS Online Admission Portal

<https://aicas.learnsquare.co/general-admission-form/77ff366c>

5. Documents Required for Admission

Students are advised to keep the following documents ready while filling the online admission form:

- SSC Marksheet
- HSC Marksheet
- Leaving / Transfer Certificate
- Aadhaar Card
- Migration Certificate (if applicable)
- Caste Certificate (if applicable)
- Domicile Certificate (if applicable)
- Birth Certificate (if applicable)
- Gap Certificate (if applicable)
- Non-Creamy Layer Certificate (if applicable)
- Passport Size Photograph

6. Important Instructions

- Students must fill all details carefully in the online admission form.
- Uploaded documents should be clear and legible.
- Admission shall be confirmed only after successful verification of online submissions, physical documents, and payment of prescribed fees.
- All notifications regarding verification, fee payment, and admission confirmation will be communicated through Email and WhatsApp.


7. For Further Details, Contact


- Phone: (020) 26160909
- Email: nesswadiacollege@gmail.com
- College Website: <https://nwcc.mespune.org/>

Place: Pune

Date: 15 May 2026




Principal



Modern Education Society's

NESS WADIA COLLEGE OF COMMERCE

19, Late Prin. V. K. Joag Path, Pune 411001. Maharashtra State (India)

Website: nwcc.mespune.org

Senior College ID / No.: PU/PN/C/021/1969

Senior College Code No.: 060 Junior College Code No.: J.11.15.003

Re-accredited by NAAC (2023-2028)

Affiliated to the Savitribai Phule Pune University and Recognized by Govt. of Maharashtra
Recognized Under Section 2(f) and 12(B) of UGC Act, 1956.



College (O): 020-26167024 / 26160909

Fax No.: 020-26163149 / 26160572

Email: nesswadiacollege@gmail.com

Date: 15 May 2026

Step-by-Step Online Admission Procedure (Academic Year 2026–2027)

Students seeking admission to the **First Year Bachelor of Vocations in Banking, Finance and Insurance with Actuarial Studies (BFSI)** are requested to carefully follow the online admission procedure given below.

1. Visit the Online Admission Portal:

Students should visit the following admission portal:

[AICAS Online Admission Portal](https://aicas.learnsquare.co/general-admission-form/77ff366c)

<https://aicas.learnsquare.co/general-admission-form/77ff366c>


2. Fill the General Admission Form

Students are required to complete the online application form by entering the following details carefully:

- **Personal Details** (Name, Date of Birth, Gender, Address, Category, Mobile Number and Email ID)
- **Academic Details** (SSC/HSC Marks, Board Details, School / College Information)
- **Programme Selection:**
Select - **Bachelor of Vocations in Banking, Finance and Insurance with Actuarial Studies (BFSI)**
- **Upload Required Documents:**
Students must ensure that all information entered in the application form matches the uploaded documents.

3. Upload Required Documents:

Students should upload clear and legible copies of the following documents:



- SSC Marksheet
- HSC Marksheet
- Leaving / Transfer Certificate
- Aadhaar Card
- Migration Certificate (if applicable)
- Gap Certificate (if applicable)
- Caste Certificate / Caste Validity (if applicable)
- Non-Creamy Layer Certificate (if applicable)
- Nationality Certificate / Domicile Certificate
- Birth Certificate (if applicable)
- Passport Size Photograph
- Any other applicable supporting document

Applications with unclear, incomplete, or mismatched documents may be kept pending or rejected for correction.

4. Submit the Application Form (Online):

After completing all details and document uploads:

- Verify all information carefully
- Click on “Submit Application”

After successful submission, the application will be forwarded to the College Admission Officer / Admission Team for document verification.

5. Submission of Hard Copies of Admission Form and Documents:


Students are required to submit the hard copy of the **Admission Form along with self-attested photocopies of all required documents to the College Administration Office for verification and record.**

Students must also produce the original documents for verification at the time of submission.

The following original documents are compulsory:

- Original Leaving / Transfer Certificate
- Original SSC Marksheet
- Original HSC Marksheet
- Original Migration Certificate (if applicable)

Admission shall be treated as provisional until submission and verification of the required original documents by the College.



6. Document Verification by College:

The College Admission Officer / Admission Team will verify all uploaded documents and details submitted by the student.

If Documents are Correct:

- The application will be approved successfully.
- Students will receive a notification through Email and WhatsApp stating that: **“Documents Verified Successfully.”**

If Documents are Incorrect / Incomplete:

- The application may be rejected temporarily with remarks/instructions for correction.
- Students must re-upload the required/corrected documents.
- The application will again be sent for verification after re-submission.

Students are advised to regularly check their registered Email, WhatsApp, and Admission Portal status.

7. Fee Assignment by College:

After successful verification of both online submissions and hard copy documents:


- The College will assign the applicable fee structure based on:
 - Programme
 - Category
 - Applicable rules and regulations
- Students will receive fee payment notification through Email and WhatsApp via the AICAS system.

8. Payment of Fees:

Students should login to the admission portal and pay the prescribed fees through available online payment modes: UPI / Debit Card / Credit Card / Net Banking.

After successful payment:

- The system will automatically generate a payment receipt.
- Students are advised to download and save the receipt for future reference.
- Students are also required to submit one copy of the payment receipt to the College Administration Office for office record.



9. Final Admission Approval:

After payment verification by the College:

- The admission will be finally approved and confirmed.
- The system will automatically generate:
 - MES ID
 - PRN Number

Students will receive confirmation through Email and WhatsApp along with login credentials for the student portal.

Important Instructions

1. Admissions are strictly on **First Come, First Served Basis**.
2. Students must provide an active Mobile Number and Email ID during registration.
3. All communications regarding:
 - Document Verification
 - Rejection / Re-upload
 - Fee Payment
 - Admission Confirmationwill be sent automatically through Email and WhatsApp.
4. Students should carefully verify all details before final submission of the application form.
5. Admission shall be confirmed only after successful verification of online submissions, physical documents, and payment of prescribed fees.
6. Students are advised not to submit incorrect or misleading information/documents during the admission process.
7. MES ID and PRN Number will be generated only after final admission approval by the College.
8. The College reserves the right to approve, reject, or cancel admission if any discrepancy is found at any stage of the admission process.

Helpdesk

For any admission-related assistance, students may contact:

- Phone: (020) 26160909 / 26167024 / 8459599959 / 8380941085 / 9370388818
- Email: nesswadiacollege@gmail.com
- College Website: <https://nwcc.mespune.org/>
- Admission Portal: [AICAS Online Admission Portal](https://aicas.learnsquare.co/general-admission-form/77ff366c)
<https://aicas.learnsquare.co/general-admission-form/77ff366c>

Place: Pune

Date: 15 May 2026



Principal